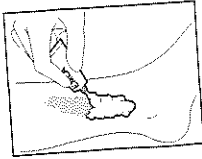


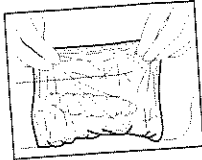
# eMLa® 5% Cream

lidocaine (lignocaine) and prilocaine

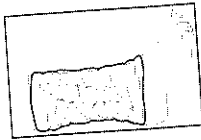
**Instructions for use on leg ulcers**  
(for hygiene and to avoid wastage, only 5 g tubes should be used)




1. Apply a thick layer of cream all over the ulcer. Use about 1-2 g (1/3 of a tube) per 10 cm<sup>2</sup>. Do not apply more than a total of 10 g (2 tubes) at any one time.



2. Cover the eMLa Cream with an occlusive dressing (plastic film e.g. Gladwrap®) and stick it on with adhesive tape. Make sure all the edges are sealed.



3. Leave the cream on for at least 30 minutes. An application time of 60 minutes may improve the anaesthesia.  
You can leave eMLa Cream on for several hours without loss of effect.



4. Your doctor or nurse will take off the dressing and eMLa Cream just before cleaning your ulcer. Cleaning should start within 10 minutes of the dressing and cream being removed.
5. Throw out the tube containing any left over eMLa Cream.

If you would like more information please ask your pharmacist for Consumer Medicine Information for eMLa.

For further advice on use please speak to your healthcare professional.

Aspen Pharmacare Australia Pty Ltd  
34-36 Chandos Street  
St Leonards NSW 2065  
Australia

Distributed in New Zealand by  
Pharmacy Retailing(NZ) Limited Trading as Healthcare Logistics  
58 Richard Pearse Drive  
Airport Oaks  
Auckland New Zealand

© AstraZeneca 2010  
EMLA is a trade mark of the AstraZeneca group of companies.

Surface/Age	Procedure	Application
	Procedures on larger areas of skin e.g. cosmetic procedures such as hair removal or other superficial surgical procedures (in an outpatient setting).	Maximum dose: 60g. Maximum treatment area: 600 cm <sup>2</sup> for a minimum of 1 hour, maximum 5 hours <sup>a) e)</sup>
	Dermal procedures on larger areas in a hospital setting (e.g. split-skin grafting).	Approx 1.5 - 2 g/10 cm <sup>2</sup> for a minimum of 2 hours, maximum 5 hours <sup>a)</sup>
Children		Approx 1.0 g/10 cm <sup>2</sup> Application time: approx 1 hour Up to 1.0 g and 10 cm <sup>2 b)</sup>
Neonates and infants 0 up to 3 months <sup>c)</sup>	Minor procedures, eg, needle insertion and surgical treatment of localised lesions. Circumcision	1 g applied to the prepuce Up to 2.0 g and 20 cm <sup>2</sup>
Infants 3 up to 12 months <sup>c)</sup>	Minor procedures, eg, needle insertion and surgical treatment of localised lesions.	Up to 10.0 g and 100 cm <sup>2 d)</sup> for a minimum of 1 hour, maximum 4 hours
Children 1 up to 6 years	Minor procedures, eg, needle insertion and surgical treatment of localised lesions.	Up to 20.0 g and 200 cm <sup>2 d)</sup> for a minimum of 1 hour, maximum 4 hours
Children 6 up to 12 years	Minor procedures, eg, needle insertion and surgical treatment of localised lesions.	Apply a thick layer of EMLA Cream (1 g/10 cm <sup>2</sup> ) under an occlusive dressing for 15 minutes.
Male genital skin Adults	Prior to injection of local anaesthetics.	Apply a thick layer of EMLA Cream (1 - 2 g/10 cm <sup>2</sup> ) under an occlusive dressing for 60 minutes.
Female genital skin Adults	Prior to injection of local anaesthetics.	Apply a thick layer of the cream, approx 1 - 2 g/10 cm <sup>2</sup> up to a total of 10 g to the leg ulcer(s). Cover with an occlusive dressing. Application time: at least 30 minutes. Up to 60 minutes may improve the anaesthesia further. Cleansing should start without delay after removal of the cream.
Leg ulcer Adults	Mechanical cleansing /debridement of leg ulcer(s).	Apply a thick layer of the cream, approx 1 - 2 g/10 cm <sup>2</sup> up to a total of 10 g to the leg ulcer(s). Cover with an occlusive dressing. Application time: at least 30 minutes. Up to 60 minutes may improve the anaesthesia further. Cleansing should start without delay after removal of the cream.

Surface/Age	Procedure	Application
Skin		A thick layer of cream to the skin, under an occlusive dressing. Following application for 1 - 2 hours, the minimum duration of anaesthesia is 2 hours after removal of the dressing.
Adults	Minor procedures: needle insertion, cosmetic procedures (on small areas) and surgical treatment of localised lesions.	Approx 1.5 g/10 cm <sup>2</sup> Up to 2 g (Approx half a 5g tube) for a minimum of 1 hour, maximum 5 hours <sup>a)</sup>

- After a longer application time the anaesthesia decreases.
- An application time longer than 1 hour has not been documented.
- EMLA should not be used in infants between 0 - 12 months of age receiving methaemoglobin-inducing agents.
- Doses significantly larger than 2 g are applicable to procedures on larger dermal areas.
- Rates of absorption may be higher for shaved skin compared to unshaved skin due to possible removal of parts of the protective skin barrier during shaving.

# emla® 5% Cream

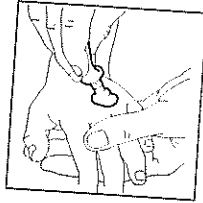
lidocaine (lignocaine) and prilocaine

## Instructions for use on intact skin

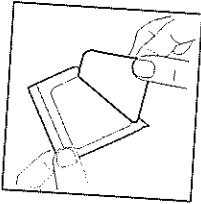
(needle insertion procedures, superficial surgical procedures, cosmetic procedures and procedures on genital skin)

For all procedures except split skin grafting and those on adult male genital skin, **emla** must be applied at least 1 hour before the start of the procedure and may be left on for several hours without loss of effect. For split skin grafting **emla** must be applied 2 hours beforehand. For procedures on adult male genital skin, **emla** must be applied 15 minutes beforehand.

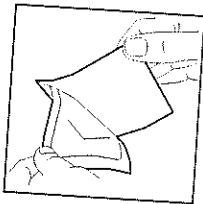
Before using EMLA, please read the warnings on this leaflet.



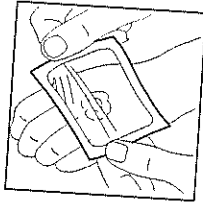
1. Ensure the skin is clean and dry e.g. remove makeup. Press out a sufficient quantity of cream at the site of the procedure. Do not spread out the cream. For needle procedures in adults this is about 2 g or half a 5 g tube. For other procedures and age groups, different amounts may be appropriate. See dosage table below. Do not exceed stated maximum doses. See WARNINGS - MAXIMUM DOSE.



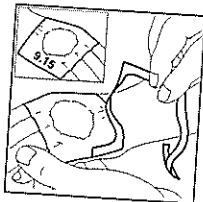
2. Take one of the enclosed occlusive dressings and remove the centre cut-out piece. Other occlusive dressings may be used if there is no dressing in the pack e.g. plastic film such as Gladwrap® in which case, it should be stuck on with adhesive tape.



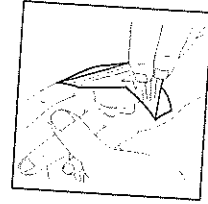
3. Peel the paper liner from the paper framed dressing.



4. Cover the **emla** Cream so that you get a thick layer underneath. Do not spread out the cream. Smooth down the dressing edges carefully to avoid leakage.



5. Remove the paper frame. The time of application can easily be marked directly on the occlusive dressing.



6. Immediately before the procedure, the occlusive dressing will be removed, the **emla** Cream wiped off and the area cleaned with alcohol. Duration of effective skin anaesthesia will be at least 2 hours after removal of the occlusive dressing.

If you would like more information please ask your pharmacist for Consumer Medicine Information for **emla**.

## WARNINGS

For external use only. Do not apply near eyes. If skin irritation occurs, stop use immediately and seek medical attention. Do not apply to large areas of the body, except on the advice of a healthcare practitioner

## MAXIMUM DOSE

**Adults must not use more than 60 g (2 tubes).**

Refer to the dosage table for maximum children's doses. Using too much EMLA may cause unwanted side effects. Some of these can be serious, such as methaemoglobinaemia (a condition where the blood cannot take enough oxygen to your body) or cardiovascular effects (effects on your heart and lungs). Extra care should be taken where larger quantities of EMLA are required such as for hair removal where adults must not use more than 60 g of EMLA (two 30 g tubes) spread over an area not larger than 600 cm<sup>2</sup> (the size of an A4 piece of paper). As an overall precaution if you or your child experience dizziness, difficulty breathing, numbness of the mouth, skin turning blue (a symptom of methaemoglobinaemia), blurred vision, shaky hands, or a rash where EMLA has not been applied, or anything else making you or your child feel unwell, tell your doctor immediately, or go to casualty at your nearest hospital.

## USE ON DAMAGED OR DISEASED SKIN

Due to the risk of adverse effects, EMLA must not be applied to damaged or diseased skin without the advice of a doctor.

## USE WITH OTHER MEDICINES

Tell your doctor or pharmacist if you are taking any other medicines, including a sulphonamide antibiotic eg sulfatrimoxazole, medicines used to treat irregular heartbeat such as amiodarone, medicines that you buy at your pharmacy, supermarket or health food shop, other local anaesthetics. These medicines may affect the way EMLA works or may cause adverse effects such as those listed in the maximum adult dose warning.